

Windows Installer for Minimal ConTeXt distribution

by Vyatcheslav Yatskovsky

Rationale

- Environment vars are set locally
- One should run .bat inside MS-DOS window and work within it
- What about FAR manager, external editors?

Rationale

```
C:\WINDOWS\system32\cmd.exe
Microsoft Windows XP [Version 5.1.2600]
(C) Copyright 1985-2001 Microsoft Corp.

C:\Documents and Settings\law08>dir
Volume in drive C has no label.
Volume Serial Number is F8CD-C83B

Directory of C:\Documents and Settings\law08

25.07.2008  09:05  <DIR>
25.07.2008  09:05  <DIR>
27.05.2008  16:24
20.08.2008  22:19  <DIR>
03.06.2008  19:15  <DIR>
18.07.2008  16:08
23.07.2008  17:48  <DIR>
03.06.2008  07:01
20.05.2008  14:13  <DIR>
                3 File(s)
                6 Dir(s)

C:\Documents and Settings\
```











```
[C:\contextminimal] - Far
Left  Files  Commands  Options  Right  23:16
-----
x      Name      Name
contextminimal  MSDOS.SYS
Documents and Sett}pagefile.sys
MSOCache
New Folder
Program Files
Programi
RECYCLER
savwsa
System Volume Info}
temp
WINDOWS
ntldr
AUTOEXEC.BAT
NTDETECT.COM
boot.ini
CONFIG.SYS
IO.SYS

Program Files  Folder 20.08.08 23:02
1,598,327,647 (8) == 67,520,122,880
..            Up 17.04.08 03:30
8,009,637 (12) == 67,520,086,016

C:\contextminimal>
1Help 2UserMn 3View 4Edit 5Copy 6RenMov 7MkFold 8Delete 9ConfMn 10Quit
```

Rationale

- Minimal set of variables is found and put under HKEY_CURRENT_USER/Environment
- All depend on path

| | | |
|---|---------------|--|
|  (Default) | REG_SZ | (value not set) |
|  CYGWIN | REG_SZ | nontsec |
|  OSFONTDIR | REG_SZ | C:\WINDOWS\Fonts |
|  PATH | REG_EXPAND_SZ | c:\contextminimal\texmf-mswin\bin |
|  TEMP | REG_EXPAND_SZ | %USERPROFILE%\Local Settings\Temp |
|  TEXMF | REG_SZ | {c:\contextminimal\texmf,c:\contextminimal\texmf-local,c:\contextminimal\... |
|  TEXMFCACHE | REG_SZ | c:\contextminimal\texmf-cache |
|  TEXMFCNF | REG_SZ | c:\contextminimal\texmf{-local,-context,}/web2c |
|  TEXMFOS | REG_SZ | c:\contextminimal\texmf-mswin |
|  TMP | REG_EXPAND_SZ | %USERPROFILE%\Local Settings\Temp |

Rationale

- First 'installer' was written in Pascal to set keys
- Convenient installer (wizard style) is needed to convince other people to try ConTeXt

Implementation

- ‘Real’ Windows installer is based on Inno Setup
- Doesn’t include distributive, only rsync
- Fetches mtxrun.lua with libs using rsync
- Then calls the script with -update
- (Optionally calls it again with -make)



Welcome to the Context Minimal Setup Wizard

This is an installer for Minimal/Standalone ConTExT distribution.

Click Next to continue, or Cancel to exit Setup.

Next >

Cancel

Setup - Context Minimal



Information

Please read the following important information before continuing.



When you are ready to continue with Setup, click Next.

This wizard doesn't install the ConT_eXt by itself, but rather downloads and calls a Lua script (mtx-update.lua) which does the job.

WARNING! Do not choose the option to modify OS environmental variables if you have MikT_eX or T_eX Live installed as this will interfere with either of them.

You also need Ruby to run ConT_eXt with pdfT_eX engine.

2007-2008, Vyatcheslav Yatskovsky
yatskovsky@gmail.com

< Back

Next >

Cancel

Setup - Context Minimal



Select Destination Location

Where should Context Minimal be installed?



Setup will install Context Minimal into the following folder.

To continue, click Next. If you would like to select a different folder, click Browse.

At least 3,9 MB of free disk space is required.

Setup - Context Minimal



Update

Select update options



All options below are required if you are running this installer for the first time.

If you already have setup script and distribution files, the first and second options are not necessary, but they are recommended for keeping your files in sync.

- Get latest setup files
- Get latest distribution files
 - Beta version
 - Stable version
- Make format files

< Back

Next >

Cancel

Setup - Context Minimal



Select Additional Tasks

Which additional tasks should be performed?



Select the additional tasks you would like Setup to perform while installing Context Minimal, then click Next.

- Set environment vars globally (recommended only if no other TeX systems are installed)

< Back

Next >

Cancel

Setup - Context Minimal



Ready to Install

Setup is now ready to begin installing Context Minimal on your computer.



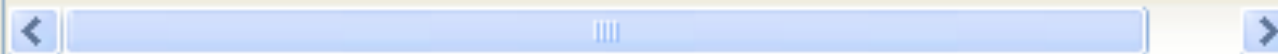
Click Install to continue with the installation, or click Back if you want to review or change any settings.

Destination location:

c:\contextminimal

Additional tasks:

Set environment vars globally (recommended only if no other TeX systems are in



< Back

Install

Cancel

Setup - Context Minimal



Installing

Please wait while Setup installs Context Minimal on your computer.



Updating base setup files...



Cancel



Completing the Context Minimal Setup Wizard

Setup has finished installing Context Minimal on your computer.

Click Finish to exit Setup.

Finish

Conclusion

- Installer can set environment vars globally (may interfere with MiKTeX and others)
- It is very small, but fetches data from repository in two steps
- Makes format files and other ‘dirty’ work
- First user-friendly installer for Windows